


Third Quarterly Report for the period ended March 31, 2017



TREET GROUP
OF COMPANIES

Treet Corporation Limited

CONTENTS

Governance

Consolidated Financial Statements

Financial Statements

02	Company Information
05	Directors' Review

09	Condensed Interim Consolidated Balance Sheet (Un-Audited)
10	Condensed Interim Consolidated Profit And Loss Account (Un-Audited)
11	Condensed Interim Consolidated Statement of Comprehensive Income (Un-audited)
12	Condensed Interim Consolidated Cash Flow Statement (Un-Audited)
14	Condensed Interim Consolidated Statement Of Changes In Shareholders Equity (Un-Audited)
15	Notes To The Consolidated Condensed Interim Financial Information (Un-Audited)

21	Condensed Interim Balance Sheet (Un-Audited)
22	Condensed Interim Profit And Loss Account (Un-Audited)
23	Condensed Interim Statement of Comprehensive Income (Un-audited)
24	Condensed Interim Cash Flow Statement (Un-Audited)
26	Condensed Interim Unconsolidated Statement of Changes in Equity (Un-audited)
27	Notes To The Condensed Interim Financial Information (Un-Audited)

Company Information

BOARD OF DIRECTORS	Dr. Mrs. Niloufer Qasim Mahdi Syed Shahid Ali Dr. Salman Faridi Mr. Imran Azim Mr. Munir K. Bana Syed Sheharyar Ali Mr. Saulat Said Muhammad Shafique Anjum	Chairperson / Non-Executive Director Chief Executive Officer Independent Director Non-Executive Director Non-Executive Director Executive Director Non-Executive Director Executive Director
BOARD AUDIT COMMITTEE	Dr. Salman Faridi Mr. Imran Azim Mr. Munir K. Bana	Chairman Member Member
HUMAN RESOURCE & REMUNERATION COMMITTEE	Mr. Imran Azim Mr. Munir K. Bana Syed Sheharyar Ali Mr. Muhammad Shafique Anjum Dr. Salman Faridi Mr. Amir Zia Mr. Jahangir Bashir	Chairman Member Member Member Member Member Member
CHIEF FINANCIAL OFFICER	Mr. Amir Zia	
COMPANY SECRETARY	Rana Shakeel Shaukat	
HEAD OF INTERNAL AUDIT	Mr. Muhammad Ali	
EXTERNAL AUDITORS	KPMG Taseer Hadi & Co. Chartered Accountants Lahore.	
INCOME TAX CONSULTANTS	Kreston Hyder Bhimji & Co. Chartered Accountants Lahore.	
LEGAL ADVISORS	Salim & Baig, Advocates - Lahore.	
CORPORATE ADVISORS	Cornelius, Lane & Mufti Legal Advisors & Solicitors - Lahore.	
SHARIAH ADVISOR	Mufti Muhammad Javed Hassan (Only for First Treet Manufacturing Modaraba)	

BANKERS

AL-Barka Bank Limited	Allied Bank Limited
Askari Bank Limited	Bank Alfalah Limited
BankIslami Pakistan Limited	Burj Bank Limited
Dubai Islamic Bank Pakistan Limited	Faysal Bank Limited
Habib Bank Limited	Habib Metropolitan Bank Limited
JS Bank Limited	MCB Bank Limited
Meezan Bank Limited	National Bank of Pakistan
NIB Bank Limited	SAMBA Bank Limited
SILK Bank Limited	SINDH Bank Limited
Soneri Bank Limited	The Bank of Punjab
United Bank Limited	

REGISTERED OFFICE

72-B, Industrial Area, Kot Lakhpat, Lahore.
Tel: 042-35830881, 35156567 & 35122296
Fax: 042-35114127 & 35215825
E-mail: info@treetonline.com
Home Page: www.treetonline.com

SHARE REGISTRAR

Corplink (Private) Limited
Wing Arcade, 1-K Commercial, Model Town, Lahore.
Tel: 042-35916714
Fax: 042-35839182

TREET GROUP FACTORIES

72-B, Industrial Area, Kot Lakhpat, Lahore.
Tel: 042-35830881, 35156567 & 35122296
Fax: 042-35114127 & 35215825

Hali Road: P.O. Box No. 308, Hyderabad.
Tel : 0223-880846, 883058 & 883174
Fax: 0223-880172

First Treet Manufacturing Modaraba
(Managed by Treet Holdings Limited)

Battery project

Faisalabad Industrial Estate Development and Management Company
(FIEDMC)M-3 Motorway City, Sahianwala Interchange, Faisalabad.

Packaging Solutions - Corrugation

22- K.M. Ferozepur Road, Kachha Tiba, Rohi Nala,
Lahore. Tel: (042) 8555848

Soap Division

80-K.M. G.T. Road, Gujranwala.

Educational Project under Global Arts Limited.

Raiwind Road Lahore.

GROUP COMPANIES / OFFICES

Treet Holdings Limited
(A wholly owned subsidiary of Treet Corporation Limited)
72-B, Industrial Area, Kot Lakhpat, Lahore.

First Treet Manufacturing Modaraba
(Managed by Treet Holdings Limited)
Principal Place of Business:
72-B, Industrial Area, Kot Lakhpat, Lahore.

Treet HR Management (Private) Limited
(A wholly owned subsidiary of Treet Holdings Limited)
72-B, Industrial Area, Kot Lakhpat, Lahore.

Treet Power Limited
(A wholly owned subsidiary of Treet Holdings Limited)
72-B, Industrial Area, Kot Lakhpat, Lahore.

Global Arts Limited
(A wholly owned subsidiary of Treet Corporation Limited)
72-B, Industrial Area, Kot Lakhpat, Lahore.

KARACHI OFFICE

6-B (A-1) Saaed Hai Road, Muhammad Ali Co-operative Society, Karachi.
Tel: 021-34372270-1
Fax: 021-34372272

Directors' Review

The directors of your company are pleased to present un-audited consolidated financial statements for the third quarter and nine months ending on March 31, 2017 of the financial year 2016-2017.

Financial Performance

Comparative analysis* (in % change) over the corresponding period of the last year is given below:

(Rupees in thousand)	Nine Months Ended -				% Change	
	March 31, 2017		March 31, 2016			
	Treet	Consolidated	Treet	Consolidated	(1) over (3)	(2) over (4)
	(1)	(2)	(3)	(4)		
Sales (net)	3,893,125	6,254,707	3,499,158	5,678,445	11.26%	10.15%
Gross Profit	1,270,809	1,589,354	1,042,323	1,341,570	21.92%	18.47%
Operating Profit	340,169	518,079	226,600	385,575	50.12%	34.37%
Net Profit	131,642	191,887	73,206	195,330	79.82%	-1.76%
EPS (in Rupees)	0.94	1.37	0.57	1.53		

The Company's posted profit after tax at Rs. 191.887 million is decreased by 1.76% against Rs. 195.330 million in the corresponding period of the last year. Operating profits are increased by 34.37%. Sales performance (in % change) is described below:

SEGMENT-WISE SALES

(Rupees in thousand)	Sales		% Change
	2016-2017	2015-2016	
Blades	3,667,976	3,405,053	7.72 %
Soaps	648,720	643,730	0.78 %
Corrugation	1,268,521	1,374,820	-7.73 %
Motor Bike	218,201	161,154	35.40 %
Battery	225,149	93,688	140.32 %
Pharmaceutical	226,140	-	
	6,254,707	5,678,445	10.15 %

- Blade/disposable business showed excellent growth in local markets. However, there is decline in export markets due to recessionary conditions in the global arena;
- Soaps sales maintained its volumes during the period. However, margins are reduced due to increase in cost of palm oil;
- Corrugation maintained its margins despite reduction in sales volume during the period;
- Motor Cycle is being revamped to get the desired results;
- Your Company has started trading of "Lead Acid Batteries". Ultimate plan of the Company is to manufacture and sell the high quality "lead acid batteries" for vehicles / UPS. Construction of the plant and import of the plant and machinery is underway. Company has entered into arrangement with the Daewoo International to use the brand name of "Daewoo". Your Company is planning to establish its lead acid batteries, market before the launch of its batteries.
- Donation made to Society for Cultural Education (SCE) amounting to Rs.46.28 million on account of education project. Financial Statements of SCE is attached herewith;
- Operating margins are improved and net profitability is increased despite the above expenses;

Production

The production of razor/ blades from Lahore and Hyderabad comes to 1,434.43 million blades as compared to 1,281.57 million blades produced in the same period of the last year, registering an increase of 11.93%.

Accrual of Profit on Participation Term Certificates (TCLTC) based on half yearly consolidated results:

The following accrual of profit is being made on TCLTC on the basis of half yearly results:

PAY-OFF MATRIX :		Calculation of Category "B" Payment
Profit * from	Profit * to	Payoff % on Excess Amount of profit
-	179,500,000	NIL
179,500,001	250,000,000	72% of amount exceeding Rs. 179,500,000.00
250,000,001	350,000,000	Rs.50,760,000.00 and 25% of amount exceeding Rs. 250,000,000.00
350,000,001	450,000,000	Rs.75,760,000.00 and 20% of amount exceeding Rs. 350,000,000.00
450,000,001	550,000,000	Rs.95,760,000.00 and 15% of amount exceeding Rs. 450,000,000.00
550,000,001	650,000,000	Rs.110,760,000.00 and 10% of amount exceeding Rs. 550,000,000.00
650,000,001	and above	Rs.120,760,000.00 and 5 % of amount exceeding Rs. 650,000,000.00

	Rs.in 000		Rs.in 000
Consolidated Profit*	448,711	Extrapolated Profit for the full Year	651,651

*Profit means Consolidated Profit before Tax, WPPF/ WWF and Financial Charges on account of any payment or accrual made for TCLTCs.

	Rs. In 000	Rs. Per TCLTC
Category "B" Payment (Additional Profit in Cash)	120,841	2.89
Minimum Profit Payment in Cash	173,144	4.14
Financial Charges i.e. Total Profit in Cash	293,985	7.03
Financial Charges accrued for the period i.e. 9 months	220,489	5.27

PAY-OFF MATRIX (PER TCLTC):		Based on Extrapolated Profit for the Full Year			
Principal Redemption in Cash	Minimum Profit Payment in Cash	Minimum Payment in Cash	Category "B" Payment (Additional Profit in Cash)	Total Profit in Cash	Total Payment in Cash
(1)	(2)	(3) = (1) + (2)	(4)	(5) = (2) + (4)	(6) = (1) + (5)
0.15	4.14	4.29	2.89	7.03	7.18

*Difference of accrual made in last year

However, this is accrual based on three quarterly consolidated results extrapolated for full year, actual payment will be made on following dates according to actual full year results ending on June 30, 2017.

Respective Date(s) of Entitlements and Date(s) of Payment under Category "A" and Category "B" Payment for the 5th year* will be as follows:

Year	Book Closure Dates (both days inclusive)		Entitlement Date	Minimum Payment in Cash Date	Allotment Date for Conversion	Category "B" Payment (in Cash) Date
	From	To		under Category "A" Payment		
2017	11-10-2017	17-10-2017	09-10-2017	02-11-2017	02-11-2017	02-11-2017

*[as mentioned in the Prospectus of Participation Term Certificate (TCLTC) and extract from it [pertaining to fifth year] is reproduced here]

Apart from the "Total Payment in Cash", TCLTC holders [who will be entitled on October 09, 2017] will also get Ordinary Shares of the Company on the following basis:

PRINCIPAL REDEMPTION THROUGH CONVERSION			
Principal Redemption Through Conversion	No. of Share Through Conversion	Conversion Price Per Share	The Conversion price per share is for information/ accounting / taxation purpose. No further amount will be paid by the PTC holders. <i>This is the opportunity cost of the principal value of PTC forgone to get One additional Ordinary Share of the Company</i>
4.14	0.07	59.14	

Example: Thus holder of 1,000 TCLTCs will get 70 Ordinary Shares of the Company on or before November 02, 2017 vis-à-vis principal value of Rs. 4,140/- forgone.

Pharmaceutical Business

Your Company has acquired 58.16% equity stake (in Rs.407.00 million*) in Renacon Pharma Limited. Renacon Pharma Limited specializes in the production of all types of formulations of Hemodialysis Concentrate in powder and solution form for all brands of machines since 1996. Products also include fully automated mixers for powder form. Renacon Pharma has ISO 9001; ISO 13485; CE0120; certification through SGS, UK. It is licensed by Ministry of Health and has cGMP certificate. Renacon Pharma is the pioneer and market leader in the production of Hemodialysis Concentrates in Pakistan. Renacon Pharma is exporting its Hemodialysis Concentrates to several countries while quality-to-cost-ratio is unmatched.

Your Company has changed its status to public Company and taken following steps:

- Split the share par value from Rs. 100/- to Rs. 10/- per share;
- Changed its status from private limited to public limited Company;
- Mandate has been given to financial consultants offering its shares to the public through listing process and to raise funding to meet its expansion/diversification plan; Your Company has already acquired 15 acres of land in Faisalabad Industrial Estate (M-3 Industrial City) and planning to increase not only its existing capacity but also to diversify in other areas as well;

Funding was met through internal sources (i.e. through sale of short term investments, dividend income etc.).

Battery Project

Our subsidiary, First Treet Manufacturing Modaraba is building, constructing, erecting and managing "lead acid battery" plant of the state of the art technology being capable of producing 2.00 million batteries per annum of various sizes and amperes for motor vehicles/ UPS. Plant & Machinery has been procured. Construction work is underway. It is expected that production will be commenced in July - August 2017.

Your Company has revised its initial business plan and added specialized deep cycle batteries for UPS. Moreover, building structure is being made enough large to meet future expansion requirements. Moreover, extra costs is incurred due to high levels of water levels in Faisalabad Industrial Estate on piling, earth filling, overload works etc. Funds requirements are met through internal sources (i.e. releasing resources from working capital and working capital is being met through current bank borrowings). Project cost is being revised to Rs. 6.25-6.50 billion. Your Company may consider different financing options in the future.

Education Project

Your Company through its subsidiaries Global Arts Limited and Society for Cultural Education is in the process of getting charter for its University and is also seeking affiliation/collaboration with other University(ies) in the interim process.

Chemical Business

Management of the Company has signed an agency agreement with Kukdo Chemical Company Limited for sales & marketing of their industrial chemicals like Epoxy Resin, Hardener, Polyuria Polyol and other related products in Pakistan after detailed study of the domestic market of the said chemicals. Business plan with financing requirements plan will be finalized once aforesaid marketing study is concluded.

Acknowledgements

We place on record our gratitude to our valued customers for their confidence in our products and pledge to provide them the best quality in continually improving our products. We would also like to thank all our colleagues, management and factory staff who are strongly committed to their work as the success of your Company is built around their efforts. We also thank our shareholders for their confidence in our Company and assure them that we are committed to do our best to ensure best rewards for their investment in the Company..



Syed Shahid Ali Shah
Chief Executive Officer



Muhammad Shafique Anjum
Director

LAHORE
April 27, 2017

Consolidated
Financial Statements
For the period ended March 31, 2017



Condensed Interim Consolidated Balance Sheet (Un-Audited)

As At March 31, 2017

	Note	(Un-audited) March 2017	(Audited) June 2016
Rupees in '000'			
Property, plant and equipment		9,845,502	7,821,227
Investment property		19,384	19,384
Goodwill		141,015	-
Long term investments		270,926	297,410
Long term loans and deposits		77,971	46,942
Deferred tax asset		47,348	24,269
		10,402,146	8,209,232
Current assets			
Stock-in-trade		1,666,075	1,371,908
Trade debts - unsecured considered good		528,988	616,893
Short term investments		654,384	498,009
Loans, advances, deposits, prepayments and other receivables		1,116,115	1,197,815
Cash and bank balances		992,053	650,509
		4,957,615	4,335,134
Current liabilities			
Current portion of non-current liabilities		179,417	247,364
Finance under mark-up-arrangements - secured		3,990,800	1,557,993
Loan from director		390,000	-
Trade and other payables		763,885	1,011,729
Provision for taxation		25,280	49,652
		5,349,382	2,866,738
Net current assets		(391,767)	1,468,396
Net assets		10,010,379	9,677,628
FINANCED BY:			
Issued, subscribed and paid-up capital		1,419,975	1,378,044
Reserves		5,008,514	4,811,771
Unappropriated profit		1,349,525	1,285,310
SHARE HOLDERS' EQUITY		7,778,014	7,475,125
Minority Interest		192,444	3,341
Participation term finance certificates		357,581	537,000
Surplus on revaluation of fixed assets		1,309,929	1,320,228
Long term deposits		209,443	125,053
Deferred liabilities		162,968	216,881
Contingencies and commitments	5	-	-
		10,010,379	9,677,628

The attached notes 1 to 11 form an integral part of this condensed interim financial information.

LAHORE
April 27, 2017


Syed Shahid Ali Shah
Chief Executive Officer


Muhammad Shafique Anjum
Director

Condensed Interim Consolidated Profit And Loss Account (Un-Audited)

For the period ended March 31, 2017

	Note	Quarter ended		9 Months ended	
		January to March 2017	January to March 2016	July to March 2017	July to March 2016
		Rupees in '000'		Rupees in '000'	
Revenue and Sales -Net	6	2,262,716	1,967,709	6,254,707	5,678,445
Cost of Goods Sold	7	(1,636,730)	(1,445,459)	(4,665,353)	(4,336,875)
Gross Profit		625,986	522,250	1,589,354	1,341,570
Operating expenses :					
- Administrative expenses		(68,657)	(92,195)	(217,815)	(245,627)
- Selling & distribution expenses		(254,916)	(257,548)	(807,184)	(710,368)
- Donation to Society for Cultural Education	10	(5,000)	-	(46,276)	-
		(328,573)	(349,743)	(1,071,275)	(955,995)
Operating Profit		297,413	172,507	518,079	385,575
Other income		(101,278)	(45,197)	53,487	47,260
		196,135	127,310	571,566	432,835
Financial expenses		(56,824)	(19,157)	(118,898)	(47,595)
Financial charges Treet-PTC		(73,638)	(69,741)	(220,489)	(214,356)
Share of profit of associate		22,858	17,002	36,043	41,543
		88,531	55,414	268,222	212,427
Workers' Profit Participation Fund		(56)	(109)	(8,849)	(4,248)
Workers' Welfare Fund		-	(100)	(290)	(340)
		(56)	(209)	(9,139)	(4,588)
Profit before taxation		88,475	55,205	259,083	207,839
Taxation					
- Group		8,105	38,416	(23,696)	1,094
- Associated company		(5,790)	(5,426)	(8,556)	(13,308)
Profit after taxation		90,790	88,195	226,831	195,625
Profit attributable to minority interest		(34,781)	(75)	(34,944)	(295)
Profit attributable to group		56,009	88,120	191,887	195,330
Earnings per share from continued operation		0.40	0.64	1.37	1.53

The attached notes 1 to 11 form an integral part of this condensed interim financial information.

LAHORE
April 27, 2017


Syed Shahid Ali Shah
Chief Executive Officer


Muhammad Shafique Anjum
Director

Condensed Interim Consolidated Statement of Comprehensive Income (Un-audited)

For the period ended March 31, 2017

	Quarter ended		9 Months ended	
	January to March 2017	January to March 2016	July to March 2017	July to March 2016
	Rupees in '000'		Rupees in '000'	
Profit after taxation	56,009	88,120	191,886	195,329
Other comprehensive income				
Available -for -sale financial assets				
Transfer to profit and loss account on disposal	-	-	-	-
	-	-	-	-
Total comprehensive income for the period	56,009	88,120	191,886	195,329

Appropriations have been reflected in the statement of changes in equity.

The attached notes 1 to 11 form an integral part of this condensed interim financial information.

LAHORE
April 27, 2017



Syed Shahid Ali Shah
Chief Executive Officer



Muhammad Shafique Anjum
Director

Condensed Interim Consolidated Cash Flow Statement (Un-Audited)

For the period ended March 31, 2017

	July to March 2017	July to March 2016
	Rupees in '000'	
CASH FLOW FROM OPERATING ACTIVITIES		
Profit before taxation	259,083	207,839
Adjustments for non-cash items :		
Financial charges for the period	118,898	47,595
Financial charges Treet-PTC	220,489	214,356
Depreciation on property, plant and equipment	165,036	161,950
Provision for gratuity	10,205	16,384
Provision for superannuation fund scheme	9,271	13,830
Profit on bank deposits	(8,796)	(92,697)
Profit on disposal of investment held for trading	(13,531)	-
Share of profit from associated company	(27,487)	(41,543)
Dividend income	(4,373)	(2,018)
Provision for WPPF and WWF	9,139	4,588
(Gain)/Loss on sale of fixed assets	(11,020)	(7,613)
	467,831	314,832
Operating profit before working capital changes	726,914	522,671
(Increase) / decrease in operating assets :		
Stock-in-trade	(294,167)	77,990
Trade debts	87,905	(204,543)
Short term investments	(142,844)	274,879
Loans, advances, deposits, prepayments and other receivables	103,502	(274,719)
	(245,604)	(126,393)
Increase / (decrease) in operating liabilities		
Loan from director	390,000	-
Trade and other payables	(215,054)	112,374
Cash generated from operations	656,256	508,652
Financial charges paid	(380,851)	(341,869)
Taxes paid	(57,450)	(73,413)
WPPF and WWF	7,728	15,085
Payment to gratuity fund	(44,088)	(34,102)
Payment to superannuation fund	(29,302)	(20,402)
	(503,963)	(454,701)
Net cash from operating activities	152,293	53,951

	July to March 2017	July to March 2016
Rupees in '000'		
CASH FLOW FROM INVESTING ACTIVITIES		
Capital expenditure incurred	(2,248,834)	(2,107,845)
Proceeds from sale of fixed assets	70,543	15,205
Long term deposits	(31,029)	(1,415)
Profit received on bank deposits	8,796	92,697
Dividend received	19,989	2,018
Net cash outflow from investing activities	(2,180,535)	(1,999,340)
CASH FLOW FROM FINANCING ACTIVITIES		
Share capital	41,931	809,261
Share premium	196,743	814,519
Participation term finance certificates	(179,419)	(6,283)
Long Term Deposits	16,443	35,740
Dividend paid	(138,719)	(135,073)
Net cash from financing activities	(63,021)	1,518,164
NET INCREASE IN CASH AND CASH EQUIVALENTS	(2,091,263)	(427,225)
CASH AND CASH EQUIVALENTS AT BEGINNING OF THE PERIOD	(907,484)	983,912
CASH AND CASH EQUIVALENTS AT END OF THE PERIOD	(2,998,747)	556,687
CASH AND CASH EQUIVALENTS		
Cash and bank balances	992,053	1,769,334
Finance under mark-up arrangements	(3,990,800)	(1,212,647)
	(2,998,747)	556,687

The attached notes 1 to 11 form an integral part of this condensed interim financial information.

LAHORE
April 27, 2017


Syed Shahid Ali Shah
Chief Executive Officer


Muhammad Shafique Anjum
Director

Condensed Interim Consolidated Statement Of Changes In Shareholders Equity (Un-Audited)

For the period ended March 31, 2017

	Share Capital	Advance against issue of share capital	Capital Reserve	Statutory Reserve	General Reserve	Fair Value Reserve	Unappropriated Profit / (Loss)	Total
Rupees in '000'								
Balance as on June 30, 2015	539,507	2,421,612	735,821	313,436	266,400	(1,184)	1,371,939	5,647,531
Shares issued against Treet PTC by way of conversion	29,275	-	143,860	-	-	-	-	173,135
Issuance of shares by way of right	809,261	(2,421,612)	3,236,131	-	-	-	-	1,623,780
Total comprehensive income for the period	-	-	-	-	-	-	195,329	195,329
Incremental depreciation transferred from surplus on revaluation of property, plant and equipment	-	-	-	-	-	-	10,551	10,551
Final dividend for the year ended June 30, 2015 @ Rs 1 per share	-	-	-	-	-	-	(134,994)	(134,994)
Balance as on March 31, 2016	1,378,043	-	4,115,812	313,436	266,400	(1,184)	1,442,825	7,515,332
Balance as on June 30, 2016	1,378,044	-	4,115,827	430,728	266,400	(1,184)	1,285,310	7,475,125
Shares issued against Treet PTC by way of conversion	29,276	-	143,860	-	-	-	-	173,136
Issuance of shares under employee share option scheme (ESOS)	12,655	-	52,883	-	-	-	-	65,538
Total comprehensive income for the period	-	-	-	-	-	-	191,886	191,886
Incremental depreciation transferred from surplus on revaluation of property, plant and equipment	-	-	-	-	-	-	10,299	10,299
Final dividend for the year ended June 30, 2016 @ Rs 1 per share	-	-	-	-	-	-	(137,970)	(137,970)
Balance as on March 31, 2017	1,419,975	-	4,312,570	430,728	266,400	(1,184)	1,349,525	7,778,014

The attached notes 1 to 11 form an integral part of this condensed interim financial information.

LAHORE
April 27, 2017


Syed Shahid Ali Shah
Chief Executive Officer


Muhammad Shafique Anjum
Director

Notes To The Consolidated Condensed Interim Financial Information (Un-Audited)

For the period ended March 31, 2017

1. STATUS AND NATURE OF THE BUSINESS

The Group comprises:

Holding Company

Treet Corporation Limited (TCL)

Subsidiary Companies / Undertakings

Treet Holdings Limited
 First Treet Manufacturing Modaraba (FTMM)
 Treet HR Management (Private) Limited (THRM)
 Global Arts Limited (GAL)
 Treet Power Limited (TPL)
 Society for Cultural Education (SCE)
 Renacon Pharma Limited (RPL)

- 1.1 Treet Corporation Limited (the holding Company) was incorporated in Pakistan on 22 January 1977 as a Public Limited Company under the Companies Act, 1913. Its shares are listed on Pakistan Exchange Limited. The principal activity of the holding company is to manufacture and sell razors and razor blades along with other trading activities. The registered office of the holding company is situated at 72-B, Industrial Area Kot Lakhpat, Lahore.

Treet Holdings Limited was incorporated in Pakistan on 21 October 2004 as a Private Limited Company under the Companies Ordinance, 1984. Global Econo Trade Limited commenced its commercial operations from 01 January 2005. The principal activity of the company is the business of manufacturing and sale of bikes. The company was converted into Public Limited Company (unlisted), and the name and objects of the company have also been changed from that of Global Econo Trade (Private) Limited to Treet Holdings Limited w.e.f June 03, 2015 after complying with the legal formalities. Its registered office is situated at 72 - B, Industrial Area Kot Lakhpat, Lahore.

First Treet Manufacturing Modaraba is a multi purpose, perpetual and multi dimensional Modaraba formed under the Modaraba Companies and Modaraba (Floatation and Control) Ordinance, 1980 on 27 July 2005 and rules framed there under and is managed by Global Econo Trade Limited, incorporated in Pakistan under the Companies Ordinance, 1984 and registered with registrar of Modaraba Companies. Its registered office is situated at 72-B, Industrial Area Kot Lakhpat, Lahore. First Treet Manufacturing Modaraba is listed on Pakistan Exchange Limited and is engaged in the manufacture and sale of corrugated boxes and soaps.

Treet HR Management (Private) Limited was incorporated in Pakistan on September 18, 2006 as a Private Limited Company under the Companies Ordinance, 1984. The company is engaged in the business of rendering professional & technical services and providing related workforce to the host companies / customers under service agreements. The name of the company has been changed from TCL Labor-Hire Company (Private) Limited to Treet HR Management (Private) Limited with effect from December 31, 2014 after complying with the legal formalities. The registered office of the company is situated at 72-B, Industrial Area, Kot Lakhpat, Lahore. The company is a wholly owned subsidiary of Treet Holdings Limited, which is also a wholly owned subsidiary of Treet Corporation Limited - an ultimate parent, a listed company.

Global Art Limited was incorporated in Pakistan on October 26, 2007 as a Private Limited Company under the Companies Ordinance, 1984. The company was engaged in the business of whole range of industrial, administrative, technical and accounting controls as well as janitorial and premises maintenance, providing of contractual employment and supply of labor. The company was converted into Public Limited Company (unlisted), and the name and the objects of the company had also been changed from that of Treet Services Limited to Global Arts Limited with effect from July 23, 2014 after complying with the legal formalities. The Company is now engaged to promote, establish, run, manage, and maintain educational institutions, colleges of arts, research, sciences, information technology and business administration. The company is a subsidiary of Treet Corporation Limited - an ultimate parent company. The registered office of the company is situated at 72-B, Industrial Area, Kot Lakhpat, Lahore.

Treet Power Limited was incorporated on 20 November 2007 in Pakistan as an unquoted Public Limited Company under the Companies Ordinance, 1984. At present Treet Power Limited is planning to set up an electric power generation project for generating, distribution and selling of electric power. Its registered office is situated at 72-B, Industrial Area Kot Lakhpat, Lahore.

Society for Cultural Education (SCE) is a Society registered under the Societies Registration Act, XXI of 1860, and having its Registered/Head Office at, 72-B, Kotlakhpat Industrial Area, Lahore. Object clauses include to establish, construct, run, maintain and manage schools, professional schools and colleges, universities, coaching classes, offices, libraries, information centers and other institutions for imparting moral, academic and technical education to children and adults and to promote and encourage the study of all arts, sciences, culture, history and general knowledge, subject to necessary permissions from regulatory bodies, if any and to take over running business of, or affiliate with or obtain affiliation from, any universities, colleges, schools, educational institutes, information centers and/or any other institutions etc.

Treet Corporation Limited is entitled to nominate 70% of the members as well as governing body of the Society. The remaining members are to be nominated by PSV (Private) Limited another Company that is being governed by Professor Pervaiz Vandal and Professor Sajida H. Vandal who are veterans of this field and renowned for their contribution towards Culture and Art.

SCE, being a body corporate, is a subsidiary of the Company in terms of Section 3 of the Companies Ordinance, 1984, since Company is entitled to nominate majority of the governing body of SCE and pursuant to directions given by Securities and Exchange Commission of Pakistan vide letter no. EMD/233/613/2002-826 dated February 24, 2016. Company is circulating the balance sheet and a statement of expenditure pertaining to SCE along with the Financial Statements of the Company.

Renacon Pharma Limited (RPL) was incorporated on 07 July 2009 as a Private Limited Company under the Companies Ordinance, 1984. The company was converted into Public Limited Company (unlisted) on 27 January 2017 after complying with the legal formalities. The Company engaged in the business of manufacturing of all types of formulations of Hemodialysis Concentrate in powder and solution form for all brands of machines. Treet Corporation Limited has acquired 58.16% equity stake in the company on 18 January 2017. The registered office of the company is situated at 72-B, Industrial Area, Kot Lakhpat, Lahore.

2. BASIS OF PREPARATION

This condensed interim financial information is un-audited and has been prepared in accordance with the requirements of the approved Accounting Standards as applicable in Pakistan relating to Interim Financial Reporting. This condensed interim financial information does not include all the information required for full annual financial statements, and should be read in conjunction with the financial statements of the Company for the year ended 30 June 2016.

The condensed interim financial information is being submitted to the shareholders as required by Section 245 of the Companies Ordinance, 1984.

3. ACCOUNTING POLICIES

The accounting policies and the methods of computation adopted in the preparation of this condensed interim consolidated financial information are the same as those applied in preparation of the financial statements for the year ended 30 June 2016.

4. ESTIMATES

The preparation of condensed Interim financial information requires management to make judgments, estimates and assumptions that affect the application of accounting policies and reported amounts of assets and liabilities, income and expense. Actual results may differ from these estimates. The significant judgments made by management in applying the Company's accounting policies and the key sources of estimates uncertainty were the same as those that applied to the financial statements for the year ended 30 June 2016.

Notes To The Consolidated Condensed Interim Financial Information (Un-Audited)

For the period ended March 31, 2017

5. CONTINGENCIES AND COMMITMENTS

There is no material change in the position of contingent liabilities since the last audited published financial statements.

	Quarter year ended		9 Months ended	
	January to March 2017	January to March 2016	July to March 2017	July to March 2016
	Rupees in '000'		Rupees in '000'	
6. SALES - Net				
Blades	1,276,096	1,290,247	3,667,976	3,405,053
Soaps	178,245	160,524	648,720	643,730
Packaging products	418,568	433,057	1,268,521	1,374,820
Motor bike project	81,632	57,268	218,201	161,154
Battery trading	82,035	26,613	225,149	93,688
Pharmaceuticals	226,140	-	226,140	-
	2,262,716	1,967,709	6,254,707	5,678,445
7. COST OF GOODS SOLD				
Blades	(782,927)	(863,369)	(2,405,486)	(2,357,393)
Soaps	(162,177)	(120,785)	(552,370)	(494,994)
Packaging products	(369,911)	(380,689)	(1,119,576)	(1,216,918)
Motor bike project	(72,346)	(60,941)	(221,724)	(194,003)
Battery trading	(95,581)	(19,675)	(212,409)	(73,567)
Pharmaceuticals	(153,788)	-	(153,788)	-
	(1,636,730)	(1,445,459)	(4,665,353)	(4,336,875)

8. TRANSACTIONS WITH RELATED PARTIES

The Company enters into transactions with related parties in the normal course of business on an arm's length basis. Prices for transactions with related parties are determined using admissible valuation methods.

Purchases and services received	185,992	153,794
Goods sold and services rendered	123	150

9. This unaudited condensed interim financial information was authorized for issue by the board of directors on April 27, 2017.

10. SOCIETY FOR CULTURAL EDUCATION

CONDENSED INTERIM BALANCE SHEET (Un-audited)

As At March 31, 2017

	March 2017	June 2016
Rupees in '000'		
Long term loans and deposits	-	1,050
CURRENT ASSETS		
Loans, advances, deposits, prepayments and other receivables	2,661	1,163
Cash and bank balances	54,873	53,316
	57,534	54,479
CURRENT LIABILITIES		
Trade and other payables	19,644	308
NET CURRENT ASSETS	37,890	54,171
NET ASSETS	37,890	55,221
FINANCED BY:		
Donations/members' contribution	132,836	86,560
Net expenses incurred	(94,946)	(31,339)
	37,890	55,221

Notes To The Consolidated Condensed Interim Financial Information (Un-Audited)

For the period ended March 31, 2017

CONDENSED INTERIM STATEMENT OF EXPENSES (Un-audited)

For the period ended March 31, 2017

	Quarter year ended		9 Months ended	
	January to March 2017	January to March 2016	July to March 2017	July to March 2016
	Rupees in '000'		Rupees in '000'	
Fees and revenue	87	288	87	288
Profit on bank deposits	506	29	1,538	29
	593	317	1,625	317
Less:				
Salaries and other benefits	19,280	8,210	53,897	8,210
Electricity and gas	959	17	2,410	17
Repairs and maintenance - Others	368	359	1,633	359
Rent, rates and taxes	238	859	3,549	859
Advertising	-	120	270	120
Traveling and conveyance	204	31	558	31
Entertainment	(52)	81	-	81
Postage and telephone	(295)	7	-	7
Printing and stationery	(768)	829	-	829
Legal and professional charges	-	400	471	400
Computer expenses	(191)	47	-	47
Subscription	(251)	-	-	-
Bank charges	-	3	-	3
Others	1,950	66	2,392	66
	21,442	11,029	65,180	11,029
Net expenses taken to balance sheet	(20,849)	(10,712)	(63,555)	(10,712)

11. GENERAL

Amounts have been rounded off to thousand rupees.

LAHORE
April 27, 2017


Syed Shahid Ali Shah
Chief Executive Officer


Muhammad Shafique Anjum
Director

Financial Statements

For the period ended March 31, 2017

Condensed Interim Balance Sheet (Un-Audited)

As At March 31, 2017

	(Un-audited) March 2017	(Audited) June 2016
Note	Rupees in '000'	
Property, plant and equipment	2,780,762	2,760,894
Investment property	19,384	19,384
Long term investments	6,302,577	5,692,872
Long term loans and deposits	33,228	18,128
Deferred tax asset	48,013	48,013
	9,183,964	8,539,291
Current assets		
Stock in trade	899,113	879,546
Trade debts - unsecured considered good	(1,467)	166,050
Short term investments	645,890	465,415
Loans, advances, deposits, prepayments and other receivables	3,511,613	1,149,885
Cash and bank balances	262,810	198,174
	5,317,959	2,859,070
Current liabilities		
Current portion of non-current liabilities	179,417	179,417
Finance under mark-up-arrangements - secured	3,985,860	1,557,993
Loan from director	390,000	-
Trade and other payables	1,004,224	754,183
Provision for taxation	37,702	26,769
	5,597,203	2,518,362
Net current assets	(279,244)	340,708
Net assets	8,904,720	8,879,999
FINANCED BY:		
Issued, subscribed and paid-up capital	1,419,975	1,378,044
Reserves	4,579,879	4,383,132
Unappropriated profit	1,085,957	1,083,270
Share holders' equity	7,085,811	6,844,446
Participation term finance certificates	357,581	537,000
Surplus on revaluation of fixed assets	1,271,786	1,280,635
Long term deposits	1,219	1,037
Deferred liabilities	188,323	216,881
Contingencies and commitments	5	-
	8,904,720	8,879,999

The attached notes 1 to 10 form an integral part of this condensed interim financial information.

LAHORE
April 27, 2017


Syed Shahid Ali Shah
Chief Executive Officer


Muhammad Shafique Anjum
Director

Condensed Interim Profit And Loss Account (Un-Audited)

For the period ended March 31, 2017

	Note	Quarter ended		9 Months ended	
		January to March 2017	January to March 2016	July to March 2017	July to March 2016
		Rupees in '000'		Rupees in '000'	
Revenue and Sales -Net	6	1,358,131	1,317,277	3,893,125	3,499,158
Cost of Goods Sold	7	(863,228)	(893,240)	(2,622,316)	(2,456,835)
Gross Profit		494,903	424,037	1,270,809	1,042,323
Operating expenses :					
- Administrative expenses		(65,528)	(68,154)	(237,064)	(203,942)
- Selling & distribution expenses		(204,096)	(220,421)	(693,576)	(611,781)
		(269,624)	(288,575)	(930,640)	(815,723)
Operating Profit		225,279	135,462	340,169	226,600
Other income		(85,165)	(49,869)	169,838	102,595
		140,114	85,593	510,007	329,195
Financial expenses		(50,074)	(18,917)	(112,544)	(47,113)
Financial charges Treet-PTC		(73,638)	(69,741)	(220,489)	(214,356)
		16,402	(3,065)	176,974	67,726
Workers' Profit Participation Fund		(820)	154	(8,849)	(3,386)
Workers' Welfare Fund		-	-	-	-
		(820)	154	(8,849)	(3,386)
Profit before taxation		15,582	(2,911)	168,125	64,340
Taxation		(9,477)	41,098	(36,483)	8,866
Profit / (Loss) from continuing operation		6,105	38,187	131,642	73,206
Earnings per share from continued operation		0.04	0.28	0.94	0.57

The attached notes 1 to 10 form an integral part of this condensed interim financial information.

LAHORE
April 27, 2017


Syed Shahid Ali Shah
Chief Executive Officer


Muhammad Shafique Anjum
Director

Condensed Interim Statement of Comprehensive Income (Un-audited)

For the period ended March 31, 2017

	January to March 2017	January to March 2016	July to March 2017	July to March 2016
	Rupees in '000'		Rupees in '000'	
Profit after taxation	6,105	38,187	131,642	73,206
Other comprehensive income				
Available for sale financial assets				
Transfer to profit and loss account on disposal	-	-	-	-
Total comprehensive income for the period	6,105	38,187	131,642	73,206

Appropriations have been reflected in the statement of changes in equity.

The attached notes 1 to 10 form an integral part of this condensed interim financial information.

LAHORE
April 27, 2017


Syed Shahid Ali Shah
Chief Executive Officer


Muhammad Shafique Anjum
Director

Condensed Interim Cash Flow Statement (Un-Audited)

For the period ended March 31, 2017

	July to March 2017	July to March 2016
	Rupees in '000'	
CASH FLOWS FROM OPERATING ACTIVITIES		
Profit before taxation	168,125	64,340
Adjustments for non-cash items:		
Financial charges for the period	112,544	47,113
Financial charges Treet-PTC	220,489	214,356
Depreciation on property, plant and equipment	137,679	136,685
Provision for gratuity	10,205	16,384
Provision for superannuation fund scheme	9,271	13,830
Profit on bank deposits	(3,799)	(60,407)
Profit on disposal of investment held for trading	(11,426)	53,769
Profit on disposal of available for sale investment	-	9,716
Unrealized (gain) / loss on short term investments	-	(73,128)
Dividend income	(130,182)	(74,651)
Provision for WPPF and WWF	8,849	3,386
(Gain)/Loss on sale of fixed assets	(11,491)	(7,613)
	342,139	279,440
Operating profit before working capital changes	510,264	343,780
(Increase)/decrease in current assets:		
Stock-in-trade	(19,567)	29,113
Trade debts	(31,132)	(164,249)
Short term investments	(169,049)	120,567
Loans, advances, deposits, prepayments and other receivables	(2,343,630)	82,241
	(2,563,378)	67,672
Increase / (decrease) in operating liabilities		
Loan from director	390,000	-
Trade and other payables	490,722	(63,074)
Cash generated from operations	(1,172,392)	348,378
Financial charges paid	(374,297)	(341,387)
Taxes paid	(25,664)	(56,785)
WPPF and WWF	(1,488)	17,145
Payment to gratuity fund	(44,088)	(34,102)
Payment to superannuation fund	(29,302)	(20,402)
	(474,839)	(435,531)
Net cash used in operating activities	(1,647,231)	(87,153)

	July to March 2017	July to March 2016
Rupees in '000'		
CASH FLOWS FROM INVESTING ACTIVITIES		
Capital expenditure incurred	(183,551)	(176,025)
Proceeds from sale of fixed assets	37,495	15,205
Long term investments	(609,705)	(3,014,618)
Long term deposits	(15,100)	(4,751)
Profit received on bank deposits	3,799	60,407
Dividend received	130,182	74,651
Net cash outflow from investing activities	(636,880)	(3,045,131)
CASH FLOWS FROM FINANCING ACTIVITIES		
Share capital	41,931	809,261
Share premium	196,747	815,429
Participation term finance certificates	(179,419)	(6,283)
Long Term Deposits	182	206
Dividend paid	(138,559)	(134,956)
Net cash from financing activities	(79,118)	1,483,657
Net decrease in cash and cash equivalents	(2,363,229)	(1,648,627)
Cash and cash equivalents at beginning of the period	(1,359,821)	761,703
Cash and cash equivalents at end of the period	(3,723,050)	(886,924)
CASH AND CASH EQUIVALENTS		
Cash and bank balances	262,810	325,723
Finance under mark-up arrangements	(3,985,860)	(1,212,647)
	(3,723,050)	(886,924)

The attached notes 1 to 10 form an integral part of this condensed interim financial information.

LAHORE
April 27, 2017


Syed Shahid Ali Shah
Chief Executive Officer


Muhammad Shafique Anjum
Director

Condensed Interim Unconsolidated Statement of Changes in Equity (Un-audited)

For the period ended March 31, 2017

	Share Capital	Advance against issue of share capital	Capital Reserve	General Reserve	Un-appropriated Profit	Total
Rupees in '000'						
Balance as on June 30, 2015 as previously reported	539,507	2,421,612	735,821	266,400	1,235,295	5,198,635
Shares issued against Treet PTC by way of conversion	29,275	-	143,860	-	-	173,135
Issuance of shares by way of right	809,261	(2,421,612)	3,237,041	-	-	1,624,690
Total comprehensive income for the period	-	-	-	-	73,206	73,206
Incremental depreciation transferred from surplus on revaluation of property, plant and equipment	-	-	-	-	9,105	9,105
Final dividend for the year ended June 30, 2015 @ Rs 1 per share	-	-	-	-	(134,876)	(134,876)
Balance as on March 31, 2016	1,378,043	-	4,116,722	266,400	1,182,730	6,943,895
Balance as on June 30, 2016	1,378,044	-	4,116,732	266,400	1,083,270	6,844,446
Shares issued against Treet PTC by way of conversion	29,275	-	143,861	-	-	173,136
Issuance of shares under employee share option scheme (ESOS)	12,656	-	52,886	-	-	65,542
Total comprehensive income for the period	-	-	-	-	131,642	131,642
Incremental depreciation transferred from surplus on revaluation of property, plant and equipment	-	-	-	-	8,849	8,849
Final dividend for the year ended June 30, 2016 @ Rs 1 per share	-	-	-	-	(137,804)	(137,804)
Balance as on March 31, 2017	1,419,975	-	4,313,479	266,400	1,085,957	7,085,811

The attached notes 1 to 10 form an integral part of this condensed interim financial information.

LAHORE
April 27, 2017


Syed Shahid Ali Shah
Chief Executive Officer


Muhammad Shafique Anjum
Director

Notes To The Condensed Interim Financial Information (Un-Audited)

For the period ended March 31, 2017

1. STATUS AND NATURE OF THE BUSINESS

Treet Corporation Limited ("the Company") was incorporated in Pakistan on 22 January 1977 as a Public Limited Company under the Company's Act 1913 (now Companies Ordinance 1984). Its shares are listed on Pakistan Stock Exchange Limited. The principal activity of the Company is to manufacture and sale of razors and razor blades along with other trading activities. The registered office of the Company is situated at 72-B, Industrial Area Kot Lakhpat, Lahore.

2. BASIS OF PREPARATION

The condensed interim financial information has been presented in condensed form in accordance with approved accounting standards as applicable in Pakistan for interim financial reporting and provisions of and directives issued under the Companies Ordinance, 1984 has been followed. This condensed interim information is unaudited and is being submitted to shareholders in accordance with the requirements of section 245 of the Companies Ordinance, 1984. This condensed interim financial information does not include all of the information required for full annual financial statements and should be read in conjunction with the annual financial statements as at and for the year ended 30 June 2016.

3. ACCOUNTING POLICIES

Accounting policies adopted for the preparation of these condensed financial statements are the same as those applied in the preparation of the financial statements of the Company for the year ended 30 June 2016.

4. ESTIMATES

The preparation of condensed Interim financial information requires management to make judgments, estimates and assumptions that affect the application of accounting policies and reported amounts of assets and liabilities, income and expense. Actual results may differ from these estimates. The significant judgments made by management in applying the Company's accounting policies and the key sources of estimates uncertainty were the same as those that applied to the financial statements for the year ended 30 June 2016.

The provision for taxation for the period has been made on an estimated basis.

5. CONTINGENCIES AND COMMITMENTS

There are no significant changes in the contingent liabilities and commitments since the last audited published financial statements.

	Quarter year ended		9 Months ended	
	January to March 2017	January to March 2016	July to March 2017	July to March 2016
	Rupees in '000'		Rupees in '000'	
6. SALES - Net				
Blades operation	1,276,096	1,290,664	3,667,976	3,405,470
Battery trading	82,035	26,613	225,149	93,688
	1,358,131	1,317,277	3,893,125	3,499,158
7. COST OF GOODS SOLD				
Blades operation	767,647	873,565	2,409,907	2,383,268
Battery trading	95,581	19,675	212,409	73,567
	863,228	893,240	2,622,316	2,456,835
8. TRANSACTIONS WITH RELATED PARTIES				
Subsidiary				
- Purchases and services received			44,969	29,699
Subsidiary				
- Purchases and services received			121,055	91,502
- Goods sold and services rendered			123	150

The Company enters into transactions with related parties on an arm's length basis. Prices for transactions with related parties are determined using admissible valuation methods.

9. This unaudited condensed interim financial information was authorized for issue by the board of directors on April 27, 2017.

10. GENERAL

Amounts have been rounded off to thousand rupees.

LAHORE
April 27, 2017


Syed Shahid Ali Shah
Chief Executive Officer









Muhammad Shafique Anjum
Director










Be aware, Be alert, Be safe

Learn about investing at
www.jamapunji.pk

Key features:

-  Licensed Entities Verification
-  Scam meter*
-  Jamapunji games*
-  Tax credit calculator*
-  Company Verification
-  Insurance & Investment Checklist
-  FAQs Answered

-  Stock trading simulator
(based on live feed from KSE)
-  Knowledge center
-  Risk profiler*
-  Financial calculator
-  Subscription to Alerts (event notifications, corporate and regulatory actions)
-  Jamapunji application for mobile device
-  Online Quizzes



Jama Punji is an Investor
Education Initiative of
Securities and Exchange
Commission of Pakistan

 jamapunji.pk

 [@jamapunji_pk](https://twitter.com/jamapunji_pk)

*Mobile apps are also available for download for android and ios devices

